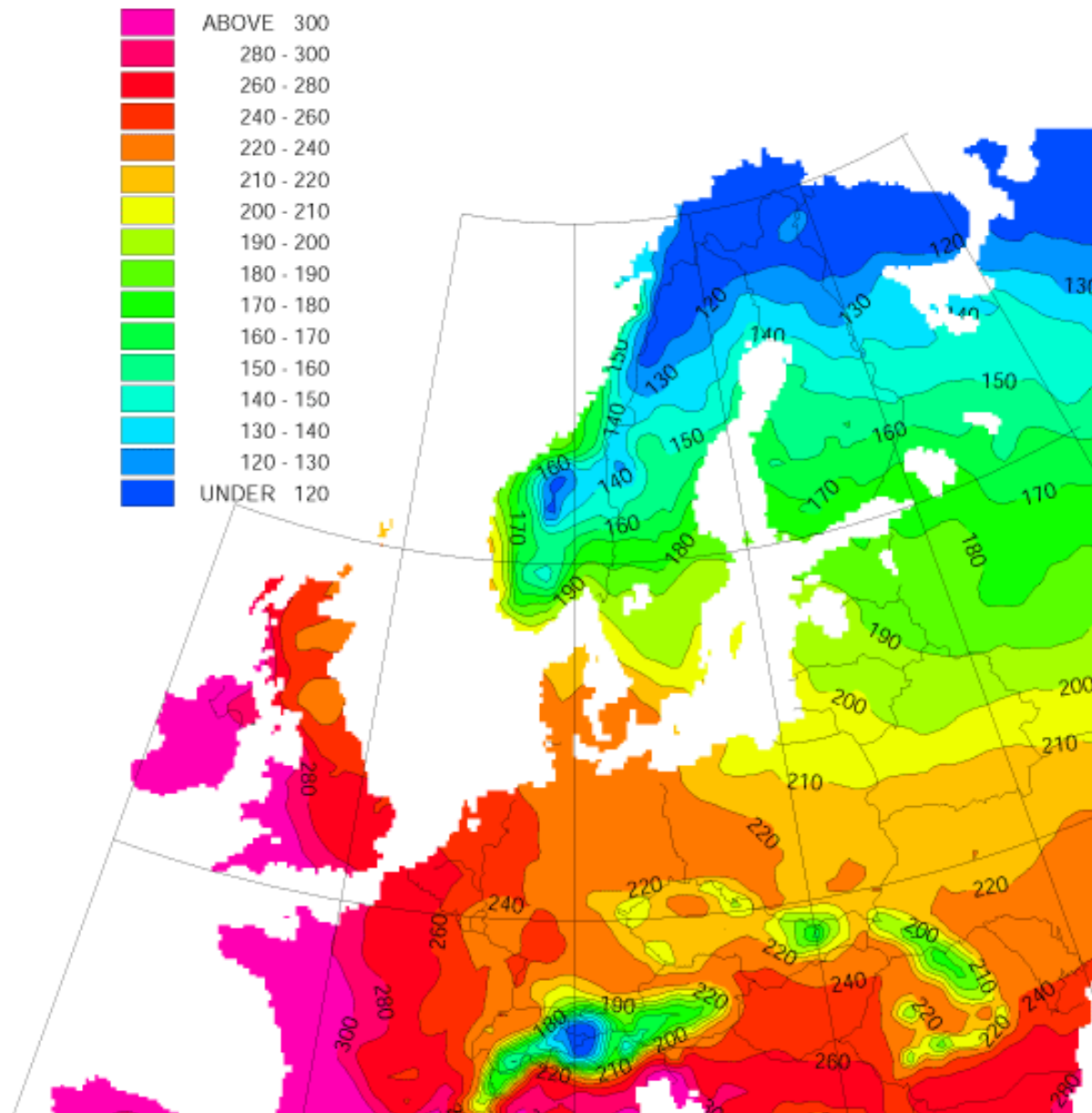


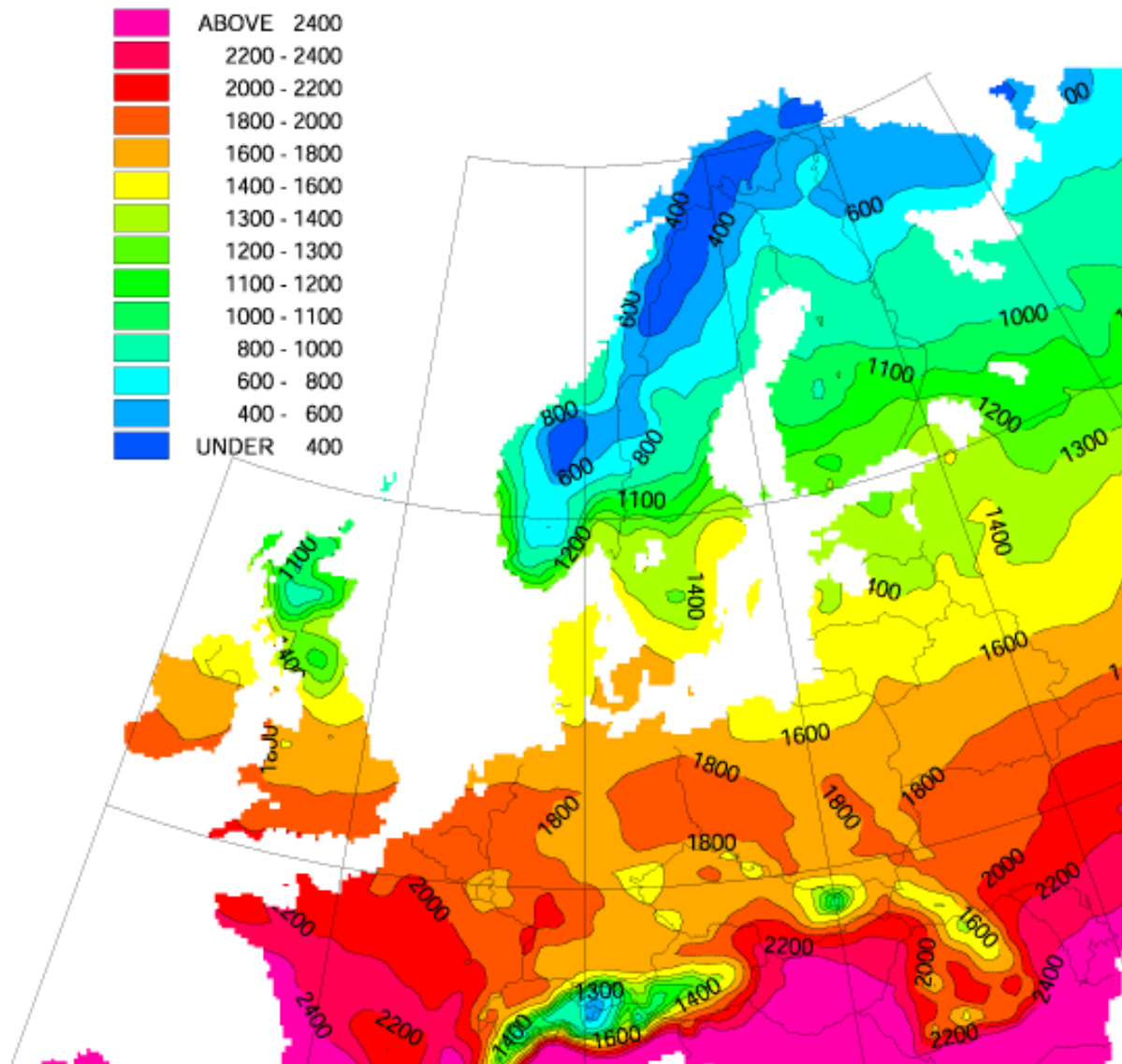
Kuva: Jaana Nissi/MTT

AVERAGE PERIOD IN DAYS (1961-1990) DURING WHICH DAILY MEAN TEMPERATURES ARE ABOVE +5 °C



Source: The European Commission

MEAN EFFECTIVE TEMPERATURE SUM (DEGREE-DAYS, BASE +5 °C)
DURING THE PERIOD WITH TEMPERATURES ABOVE +5°C (1961-1990)



Source: The European Commission

Jokioinen, [Finland](#) - Solar energy and surface meteorology

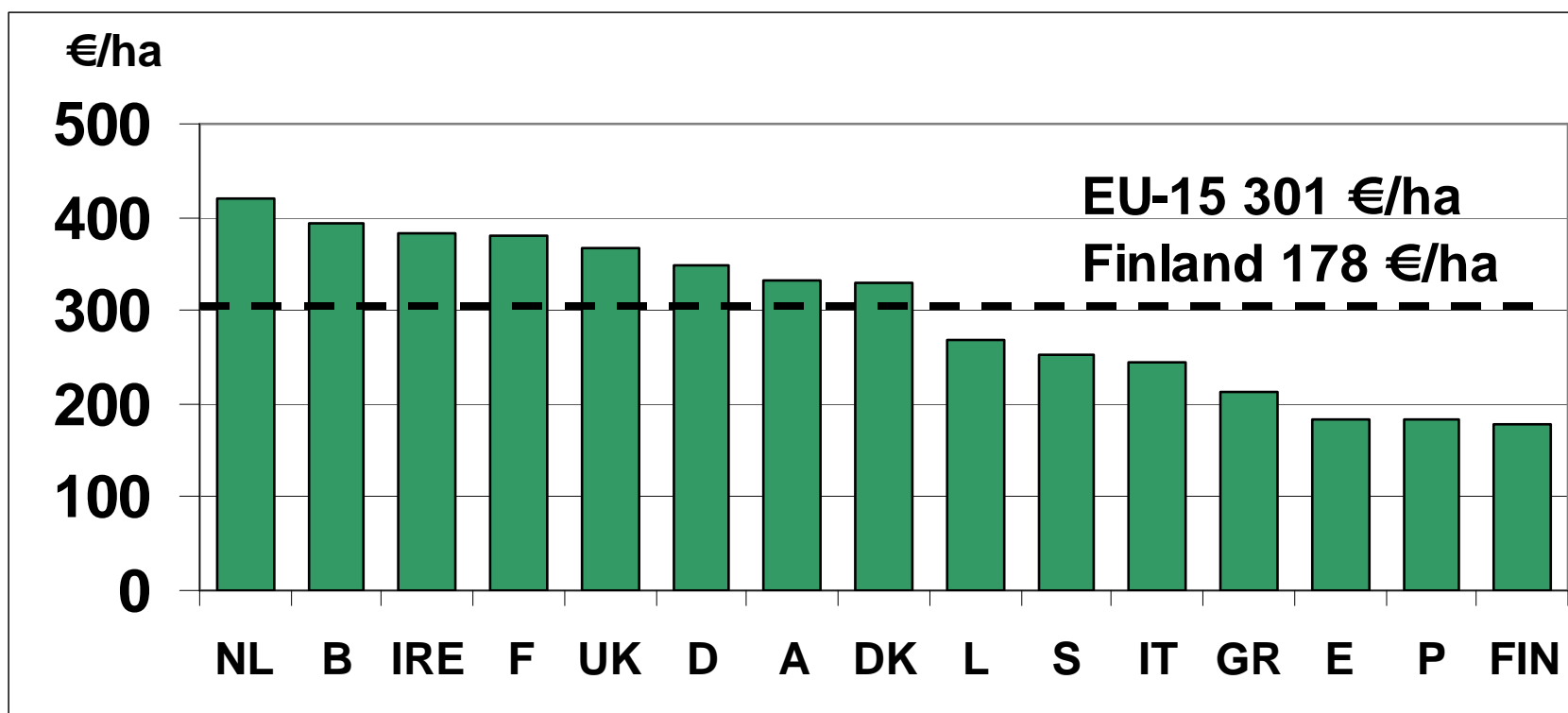
Variable	I	II	III	IV	V	VI	VII	VIII	IX	X	XI	XII
Insolation, kWh/m ² /day	0.27	0.92	2.12	3.73	5.15	5.44	5.08	3.91	2.41	1.09	0.43	0.13
Clearness, 0 - 1	0.36	0.43	0.47	0.50	0.51	0.48	0.48	0.46	0.43	0.36	0.37	0.28
Temperature, °C	-7.48	-7.56	-3.30	2.77	9.42	14.35	16.71	15.01	9.96	4.46	-1.75	-6.00
Wind speed, m/s	4.86	4.52	4.24	4.16	4.04	4.00	3.94	3.94	4.35	4.65	4.78	4.90
Precipitation, mm	42	28	30	35	36	46	72	82	66	62	63	51
Wet days, d	21.5	17.4	15.6	13.7	11.7	12.4	15.5	15.7	17.8	16.8	21.4	22.4

These data were obtained from the NASA Langley Research Center Atmospheric Science Data Center; New et al. 2002

Notes: [Help](#). [Change preferences](#).

Source: www.gaisma.com

Level of (historical) arable crop aid (€/ha)



This shows the difference in reference yields and the difference of physical agricultural conditions requested by the EU Court of Auditors.



*Living countryside is in mutual
interest of all europeans*

