

EESC Permanent Group on Immigration and Integration



6 May 2026





About us



Staff Members:

650



Total EUAA budget:

€ 248 million



**EUAA
locations**



What is our goal?

The key goal of the EUAA is the **harmonisation of asylum practices across all countries of the European Union.**

We envision a Europe where asylum seekers, regardless of the country where they apply for international protection, will have the same rights, obligations, reception conditions, and decision on their asylum claim

Goals





Operational Support

Delivers operational support, deployments, and technical assistance to Member States under pressure.



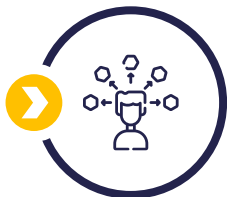
Training and Professional Development

Offers harmonized trainings to national authorities, promoting common standards and best practices.



Asylum Knowledge

guidance, tools, and analysis to support asylum and reception practitioners



External Dimension

Third country support and resettlement

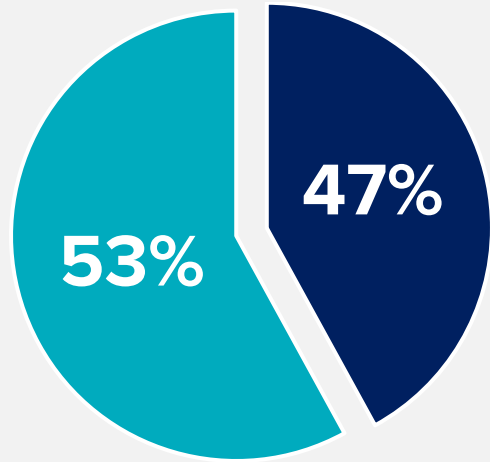


How does the EUAA support the implementation of the Common European Asylum System?

EUAA Pact Programme = four pillars of support



Programme status update: Pillar I



- 29 Training modules
- 18 Guides
- 6 tools
- 5 Data products
- 3 Information materials



61
completed
products



55
remaining
products

- Practical Guide on the Border Procedure
- Practical Guide on Legal Counselling
- Practical Guide on the Registration and Lodging
- Practical Guide on the Solidarity Mechanism
- Toolkit for first-contact officials "Access to the Asylum Procedure"
- Guidelines on Alternatives to Detention
- Practical Guide on the Management of a Reception Centre
- Practical Guide on Age Assessment
- Practical Guide on the Best Interests of the Child
- Standard information template(s) relating to reception conditions
- Information materials on AMMR and Eurodac
- Training modules (24)
- Etc.

Asylum applications in the EU+

Gradual decline in applications

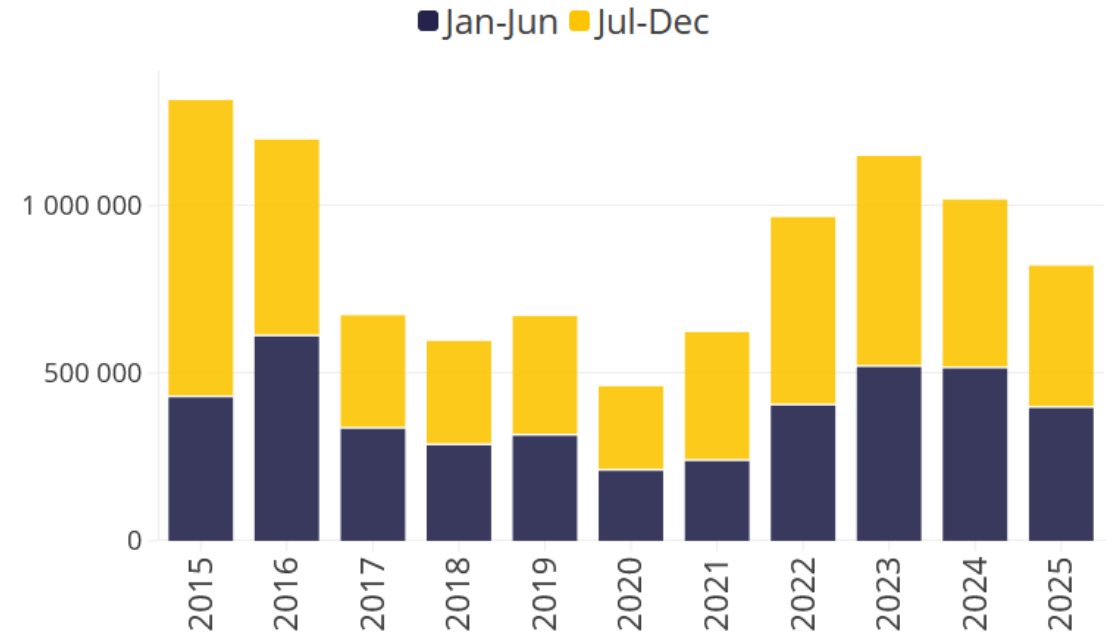
★ **822,000 applications in 2025**

★ **-19% reduction from 2024**

Afghan applications: **+33%**

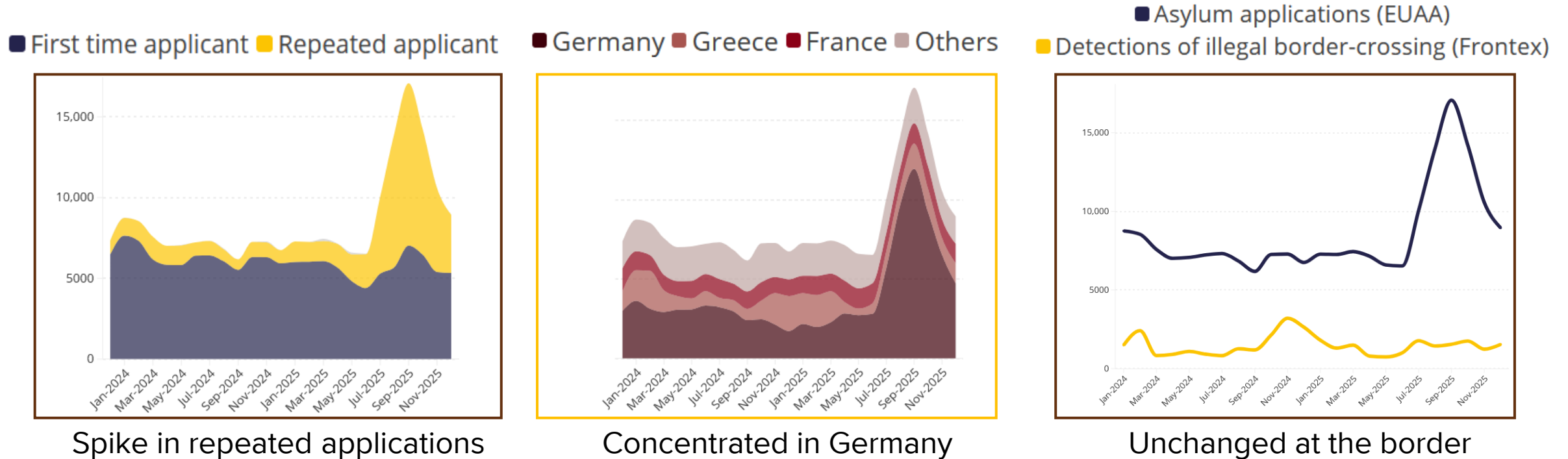
Venezuelan applications: **+23%**

Syrian applications: **-72%**



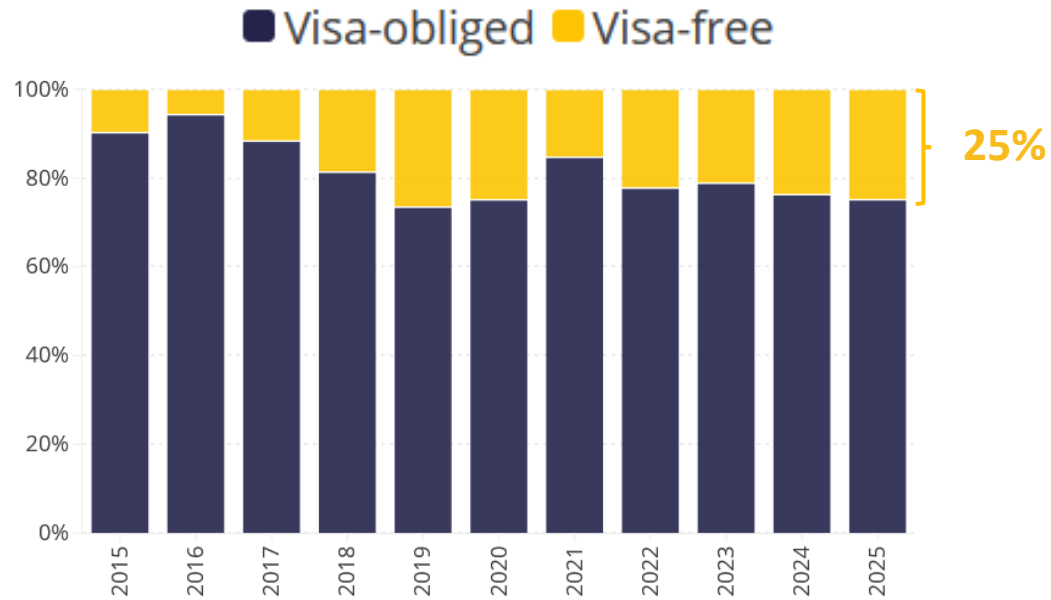
Policy effects: Afghan applications in Germany

Effects of Germany's updated policy on protecting Afghan women, in line with EUAA and EUCJ ruling

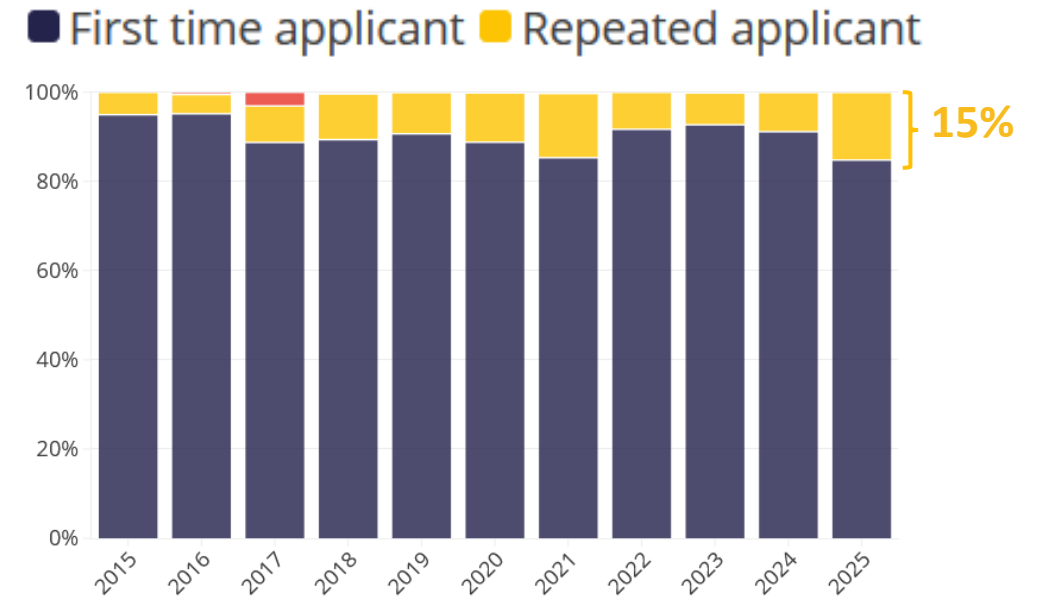


Sudden increase in repeated applications lodged by Afghan women already in Germany, against a backdrop of declining newly arrived applicants

Contextual information – visa and asylum policy



25% of applications visa-free nationalities



15% of applications repeated in the same MS

Reduced recognition rate in 2025

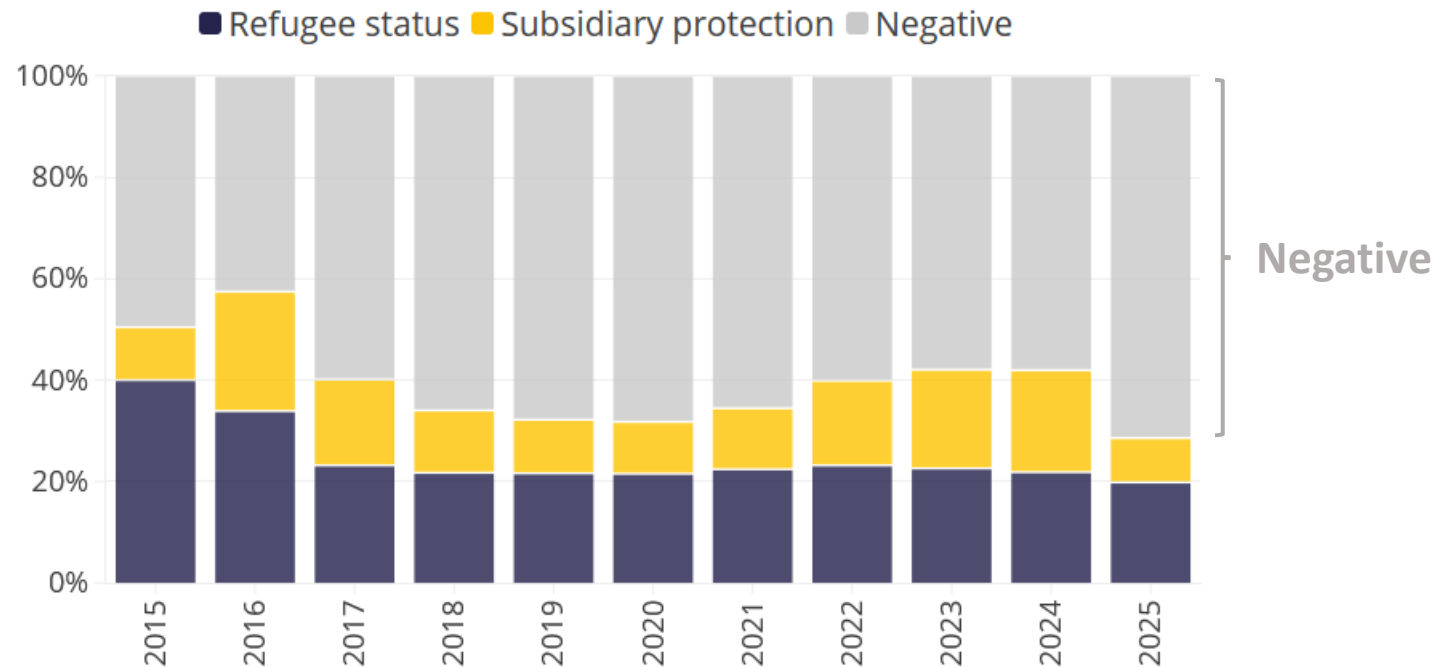
Not because of stricter qualification criteria

★ **Just 29% of decisions granted protection**

Fewer decisions issued to Syrians

Some Syrians withdrew their applications

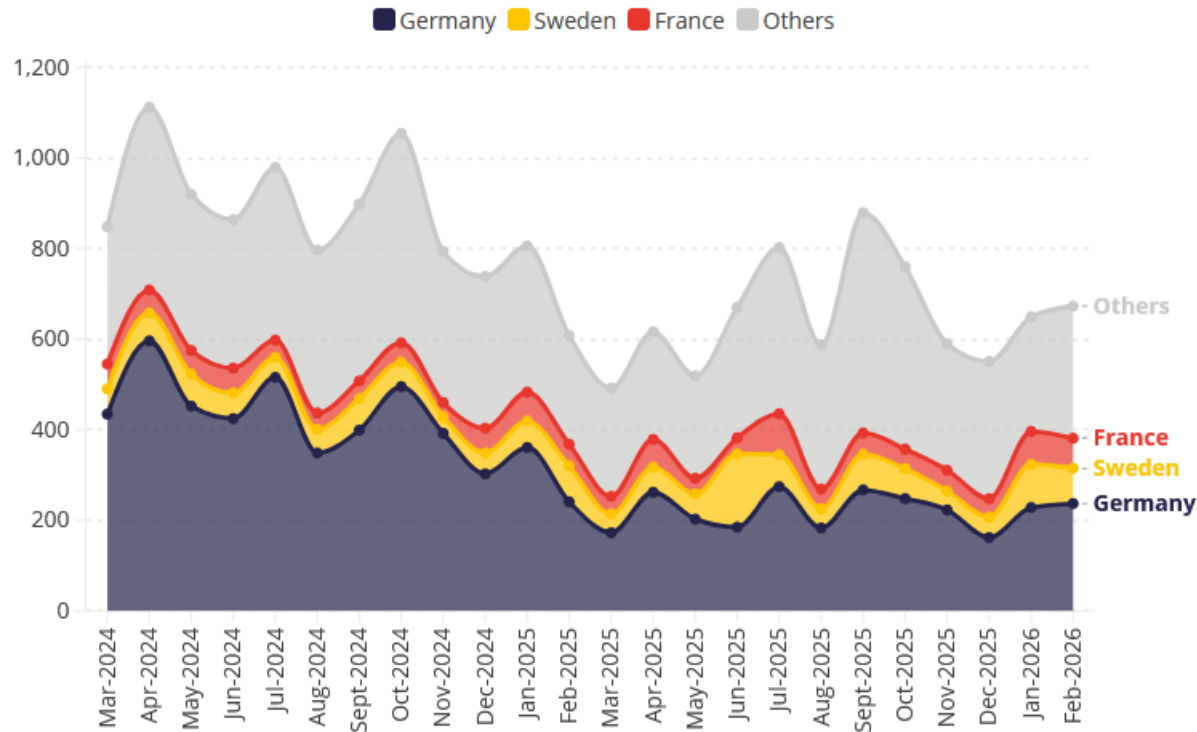
Other procedural factors



No sign of Iranian influx

Iranian applications have not increased in response to US-Israel war

Applications lodged by Iranians in the EU+



- ★ 670 applications in Feb 2026
- ★ Ranked 27th among citizenships

Iran's large population size (90 million) means that even a small percentage of displacement could result in very large numbers of asylum applications.



Latest Asylum Trends

EUAA Latest Asylum Trends 2025: Annual Analysis

The Latest Asylum Trends is produced by EUAA's Situational Awareness Unit (SAU) based on monthly data exchanged under the Early warning and Preparedness System (EPS). The data shared with the EUAA by EU+ countries are provisional and unvalidated and, therefore, may differ from validated data submitted to Eurostat at a later stage under Regulation (EU) 2020/851. Trends analysed here focus on the top 20 citizenships applying for asylum in the focal year.

1

INTRODUCTION

This section introduces the Latest Asylum Trends and presents the key data points stemming from the situation on asylum in the EU+ in 2025.

2

SUMMARY

This section provides a summary of the underlying drivers of asylum applications in 2025 including nationality shifts, policy developments as well as an outlook for the coming year.

3

APPLICATIONS

Trend analysis of the top 20 citizenships applying for asylum in the EU+, as well as where they were lodging their applications. This section also contains an analysis of applications per capita in each receiving country.

4

RECOGNITION RATES

This section contains information on the recognition rates of the main citizenships, alongside an analysis of how recognition rates vary between receiving countries. It also illustrates which citizenships fell below the 20% threshold.

5

PENDING CASES

Detailed analysis of the number of pending cases that are with EU+ asylum authorities awaiting decisions. This section also uses Eurostat data to estimate the total number of cases awaiting decisions, including those in appeal or review.

6

MIGRANTS FROM UKRAINE

This section contains results from an EUAA online survey project that collects testimonies directly from persons displaced from Ukraine. It also illustrates how many persons are benefiting from temporary protection in receiving countries.



Thank You

