




Hospitals and healthcare services in the European health landscape

PASCAL GAREL
CHIEF EXECUTIVE

Mirror of European diversity



- ▶ Created in 1966 in Rome
- ▶ 37 organizations: in the 27 EU Member States + Switzerland, Serbia and the UK
- ▶ Covering hospital activity but also in some countries primary care centres, social care, etc



- ▶ Mirror of European diversity
- ▶ Public or private, public and private
- ▶ Three kinds of members: national hospital associations, federations of local and regional authorities, national health services/ministries of health

Influence of the EU

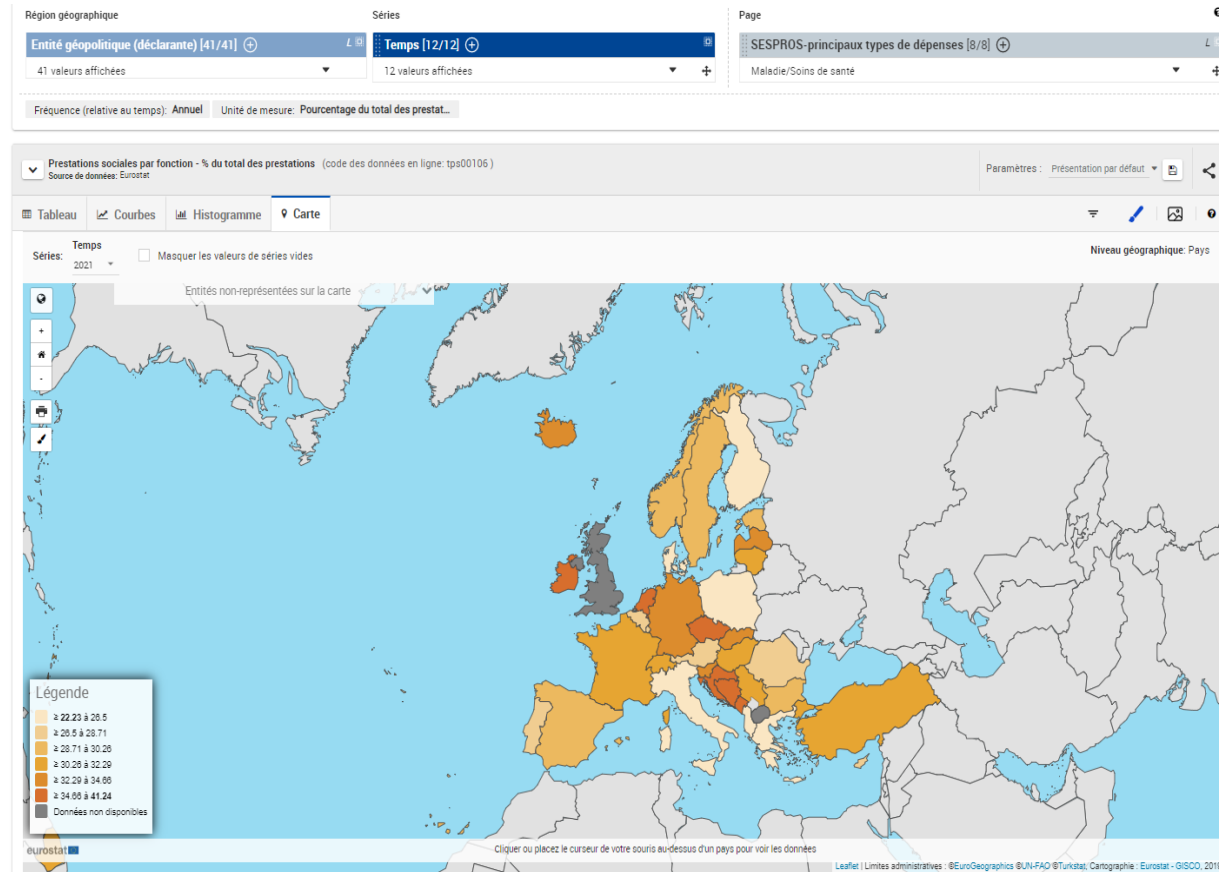
- ▶ **Hospital as employers:** working-time directive, transparency and predictability of working conditions, work-life balance, vaccination...
- ▶ **Hospital as purchasers:** pharmaceutical (falsified, orphan, shortages,...), medical devices (reprocessing, cybersecurity of medical devices), health technology assessment, digitalization (artificial intelligence, cybersecurity, European Health Data Space...)...
- ▶ **Hospitals as providers:** patient safety (AMR), data protection, cross-border care (ERN), state aid, blood, tissues, cells and organs...
- ▶ **Hospitals as buildings :** Energy efficiency, F-Gas, water, protection of public buildings...

The European health landscape

- ▶ As a component of social protection
- ▶ Showing very different values
- ▶ Major challenges and worries

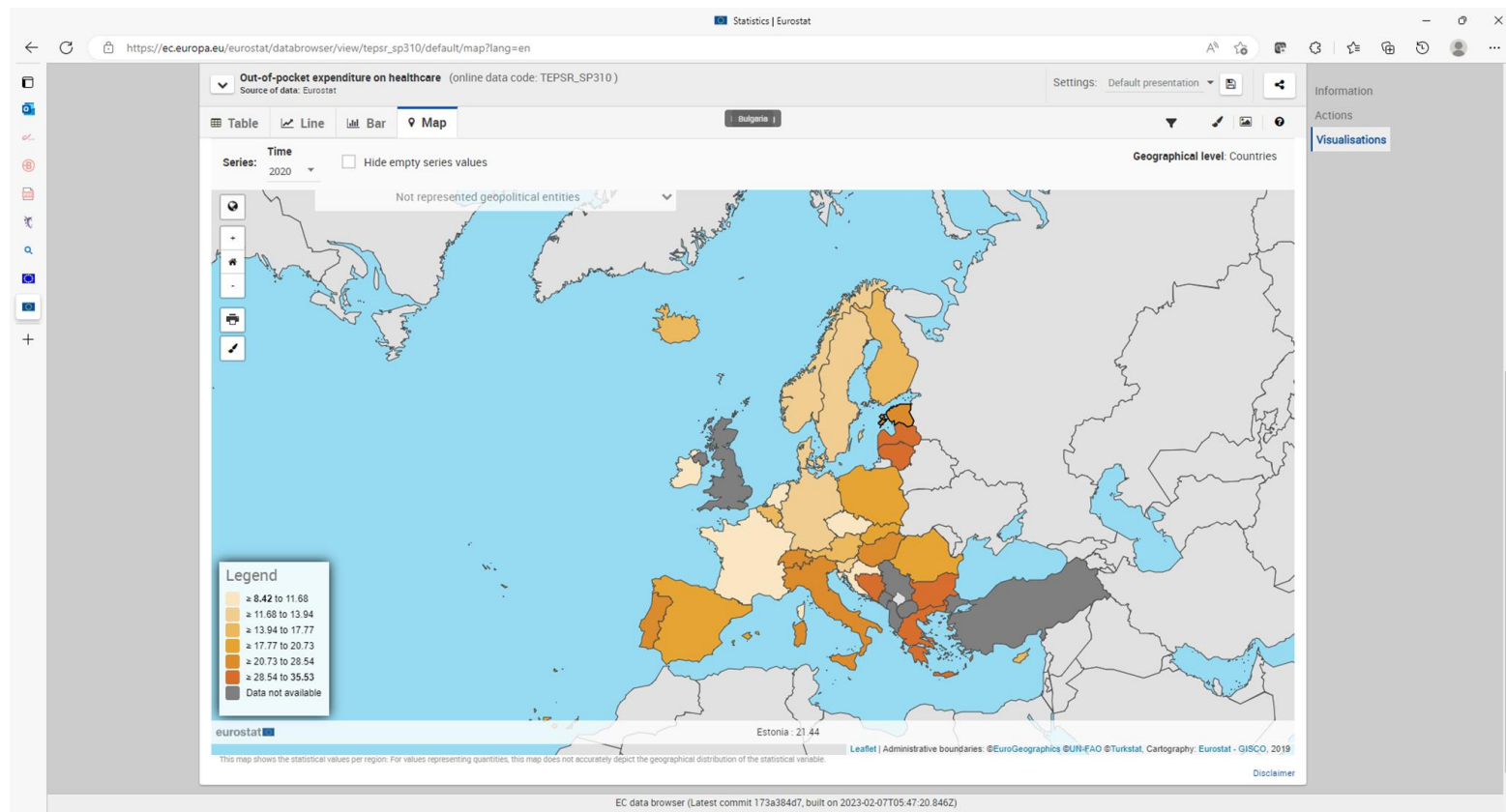
Health in social protection

- ▶ Health: From 22% to 41% of all social protection
- ▶ Pensions: From 27% to 52% of all social protection



Out-of-pocket payment

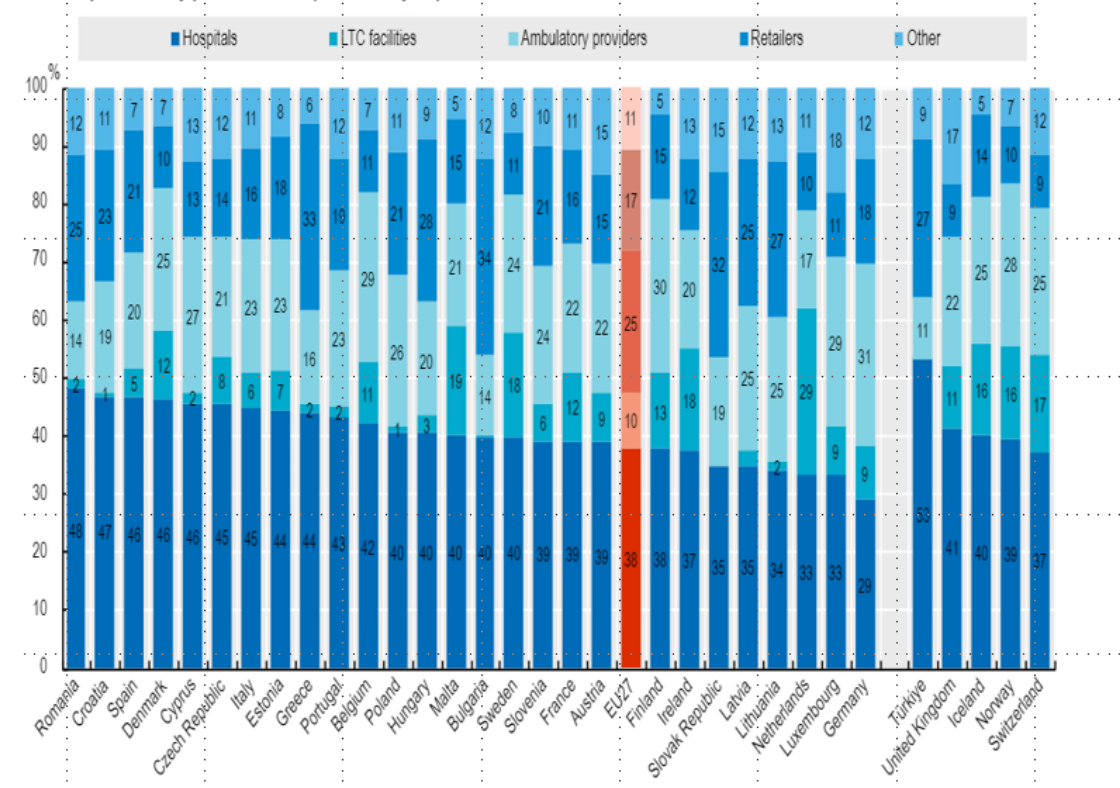
- ▶ From 8 to 35% to be paid in average by citizens



Hospital care

- ▶ Between 49 and 29 % of all health expenditure

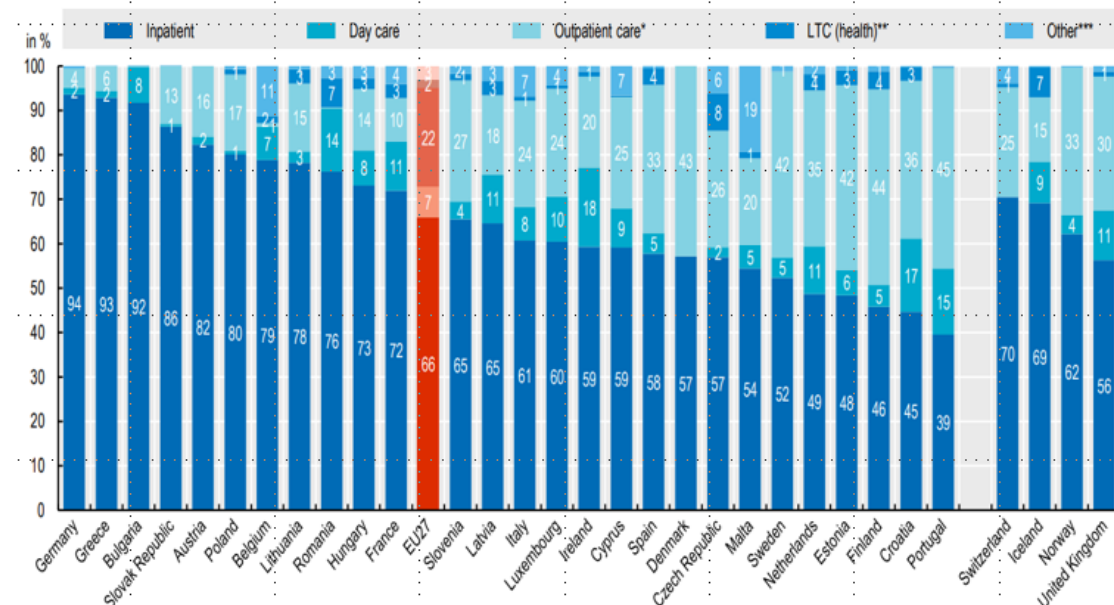
Health expenditure by provider, 2020 (or nearest year)



Hospital care content

- ▶ Different hospitals:
- ▶ More than 90% inpatient care against 39%

Figure 5.14. Hospital expenditure by type of service, 2018



Note: The EU average is unweighted.
 *Refers to curative-rehabilitative care provided to outpatients or at their homes and ancillary services. **Refers to inpatient LTC services for people with LTC needs.
 ***Includes medical goods and collective health services.
 Source: OECD Health Statistics 2020; Eurostat Database.

Challenges

- ▶ Ageing patients, ageing professionals,
- ▶ Innovation,
- ▶ Climate and environmental impact...

Investments

- ▶ The European Commission's own figures show investment in Europe's social infrastructure is already €192 billion a year less than required to meet the needs of citizens.
- ▶ Including investment needs to be raised annually by €120bn in health.



Brussels, 27.5.2020
SWD(2020) 98 final

COMMISSION STAFF WORKING DOCUMENT

Identifying Europe's recovery needs

Accompanying the document

COMMUNICATION FROM THE COMMISSION TO THE EUROPEAN
PARLIAMENT, THE EUROPEAN COUNCIL, THE COUNCIL, THE EUROPEAN
ECONOMIC AND SOCIAL COMMITTEE AND THE COMMITTEE OF THE
REGIONS

Europe's moment: Repair and Prepare for the Next Generation

{COM(2020) 456 final}

Worries

- ▶ The recent New Economics Foundation study shows that the majority of EU member states will not be able to meet their targets for investment hospitals (as well as for in schools, and housing) under plans for new economic governance rules proposed by the European Commission.
- ▶ The report has found that the proposed fiscal rules, which would impose arbitrary limits on debt and deficit from 2027, would mean that:
 - ▶ - 18 member states including Germany, France, Italy, Spain and Poland could not make the investments needed to bridge that gap;
 - ▶ - When green investment needs are taken into account, just three member states would be left with the fiscal capacity to meet the EU own investment targets;
 - ▶ - Even if the EU's Recovery and Resilience Fund (RRF) was extended, only five countries would be able to meet their social and green investment targets.

Navigating Constraints for Progress: **Examining the Impact of EU Fiscal Rules on Social and Green Investments**

Sebastian Mang and Dominic Caddick



Principle of reality

- ▶ No illusion: face the reality
- ▶ Know your population: integrated care
- ▶ Solidarity is investment: a core value



Thank you.

Pascal Garel (HOPE)

sg@hope.be

www.hope.be